


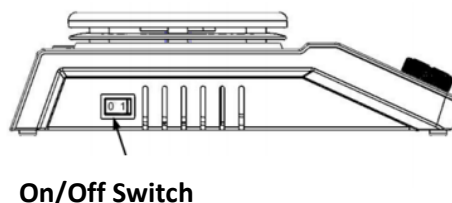



Safety instructions

	<ul style="list-style-type: none">• Read the instructions carefully before use.• Make sure that only qualified personnel use this tool.• Do not heat easily flammable or highly volatile substances.
	<ul style="list-style-type: none">• Be very careful when touching the heating plate. It can reach a temperature of 340 ° C.• Be careful even when the instrument has been turned off because the plate remains hot even for a long time.
	<ul style="list-style-type: none">• Before use, make sure that the instrument is connected to an earthed socket

- During work, staff must prevent risks of:
 - Splashing and / or evaporation of liquids;
 - Emission of toxic or combustible gases.
- Place the instrument in a suitable area, on a stable, clean, non-slip, dry and fireproof surface;
- Do not use the instrument in explosive atmospheres, containing dangerous substances or under water;
- Gradually increase the stirring speed;
- The set heating temperature must always be at least 25 ° C lower than the combustion temperature of the heated substance used;
- Pay close attention to the risks due to:
 - Flammable materials or samples with low boiling temperature;
 - Excessive filling of samples;
 - Unsafe and / or unsuitable containers for heating;
- Use any pathogenic samples only in closed containers;
- Check that the instrument and accessories are in optimal condition before use. Never use damaged components. Optimal safety and operation are guaranteed only if the instrument and accessories described are in order. The accessories must also be firmly connected to the device;
- The instrument can be disconnected by disconnecting it from the power supply or by disconnecting the cable;
- The operating voltage indicated on the instrument label must correspond to that of the network to which it is connected;
- Make sure that the power cable does not touch the heating plate;
- The tool can only be opened by specialized technicians;
- Keep the instrument away from electromagnetic fields;
- Respect the minimum distance between the devices and between the device and the wall (minimum 10 cm).

Controls and lights



Control	Description
Stirring knob	Set the desired rotation speed between 0 and 1500 rpm. The stirring function is activated / deactivated by turning on the knob.
Agitation led	When the stirring function is active, the stirring LED is on.
Heating knob	Set the desired temperature between room temperature and 340 ° C. The heating function is activated / deactivated by turning the knob.
Heating led	When the heating function is active, the heating LED is on.
On/Off Switch	Turn the instrument on or off.

Operation

- Place the device on a stable surface, make sure that the temperature control knob is at minimum and connect the mains power supply;
- Turn on the On/Off switch;
- Turn the speed adjustment knob to set the nominal rotation speed in the 0-1500 rpm safety speed limit;
- Turn the temperature adjustment knob to set the nominal temperature in the 0-340 ° C safety limit.

Malfunctions

- In case of instrument failure, it is recommended to turn it off;
- Turn off the main ON / OFF switch for a few seconds and turn the unit back on;
- The stirring function will continue to operate at the set speed before the fault occurs;
- The heating function will continue to operate at the set temperature before the fault occurred;
- If the problem is not resolved, contact technical support.

Cleaning and maintenance

- Proper maintenance of the instrument guarantees its good condition and extends its life;
- Disconnect the power supply cable during cleaning;
- During cleaning, be careful not to spray the detergent inside the instrument;
- Use only non-aggressive detergents that do not contain corrosive substances;
- Before proceeding with cleaning or with any decontamination, the user must ensure that the method adopted does not damage the instrument;
- Wear appropriate protections when cleaning with chemicals;
- If the instrument is to be sent to technical assistance, it is necessary to provide for proper cleaning and possible decontamination by pathogens of the same. It is also advisable to put the instrument back in its initial packaging to send it to the repair service.

Reference standards

The instrument was built in compliance with the following safety regulations:

EN 61010-1

UL 3101-1

CAN/CSA C22.2(1010-1) EN 61010-2-10

The instrument has been manufactured in compliance with the following EMC standards:

EN 61326-1

European guidelines:

EMC-guidelines: 89/336/EWG

Machine guidelines: 73/023/EWG

Technical features

Alimentation	220V – 50/60 Hz
Absorbed power	530 W
Maximum stirring quantity (water)	20 litres
Maximum size of the anchor	80 mm
Engine	Brushless
Stirring speed	0 – 1500 rpm
Speed indication	Analog
Material Working plate	Stainless steel
Working plate diameter	135 mm
Heating power	500 W
Temperature range	From environment to 340 °C
Temperature indication	Analog
Dimensions (L x W x H)	280 x 160 x 65 mm
Weight	2,8 kg
Use temperature	5 – 40 °C
Max. Use humidity	80%
IP protection	IP42

Disposal of electronic devices



Electrical and electronic equipment marked with this symbol cannot be disposed of in public landfills. In accordance with EU directive 2002/96 / EC, European users of electrical and electronic equipment have the option of returning the used equipment to the Distributor or Manufacturer when purchasing a new one. Abusive disposal of electrical and electronic equipment is punished with a pecuniary administrative sanction.